

VOICEITT

Adapt-IT are here to support you every step of the way of your Voiceitt journey!



Adapt-IT

What is Voiceitt?

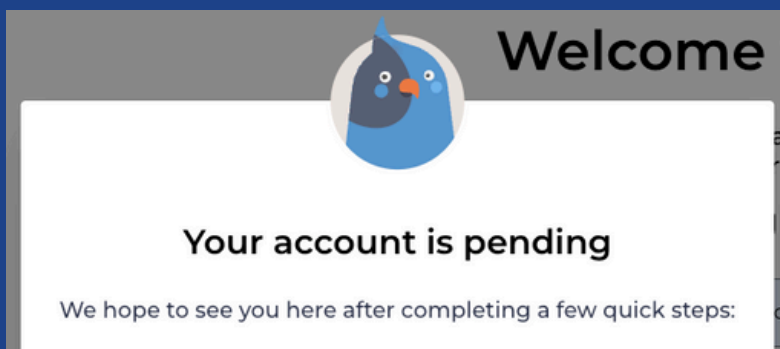
Voiceitt is a powerful web app for people with speech disabilities that translates their non-standard speech into audio and text outputs for both in-person and virtual communication. Created in collaboration with individuals with atypical speech and speech-language pathologists, Voiceitt has opened previously inaccessible Voice AI solutions for communication, dictation, home automation, and more.

How to Sign Up for Voiceitt

To sign up for a Voiceitt account and start your 30-day free trial, you need to go to web.voiceitt.com/sign-up and follow the instructions on the page.

For users over the age of 16, you will have access to Voiceitt straight away.

For users under the age of 16, we require a consent form to be filled in. Once you have completed the sign up, you will see a message that says your account is pending.



Create an account
and start your free trial!

Full name

Email Address

Password

Country

Date of birth

If you're registering for someone else, please fill out the speaker's date of birth below.

Are you creating this account for someone else? ☐

If you support this customer, add your contact info so we can help you both more efficiently.

☐ I agree to receive occasional marketing communications. I understand I can unsubscribe at any time by contacting support@voiceitt.com

☐ I accept the [Terms & Conditions](#) and the [Privacy Policy](#)

[CREATE AN ACCOUNT](#)

or [Sign in to your account](#)

VOICEITT



Adapt-IT

Consent Forms

There is no age restriction for Voiceitt, however, Adapt-IT, the UK Partner of Voiceitt, do require their Consent Form to be filled in by the Parent/Guardian for users under the age of 16, so that we comply with UK GDPR.

Please contact:

voiceitt@Adapt-IT.co.uk

and let us know the following details:

- The Parent/Guardian email address.

In return, they will receive a Consent Form via email from Adapt-IT that is to be digitally signed.

This way, Adapt-IT will inform Voiceitt that a Consent Form has been appropriately signed and the account will be unlocked.

N.B It must be the Parent/Guardian of the Young Person. We cannot accept Consent Forms signed by a Professional such as a Teacher or SLT/OT.

The Parent/Guardian email address will only be used for Consent Form purposes. The Parent/Guardian will receive no further communication from Adapt-IT unless requested.

Should you have any questions or concerns about this process, you can contact us in the following ways:

Email: Voiceitt@Adapt-IT.co.uk

Telephone: 03300 564079

Visit our Website: www.Adapt-IT.co.uk

We will be happy to help.





Consent Forms

We understand that you would like to register your child on the mobile application and related Services provided by Technologies of Voice Interface Ltd. ("Voiceitt"). In compliance with European General Data Protection Regulation and the UK's Data Protection Regulation, Voiceitt must obtain parental consent for any child under the age of 16 for Voiceitt's collection, use and disclosure of that child's personal information.

In order to verify consent, please follow the following steps:

1. Print this form
2. Complete all fields below and sign and date this form and
3. Email this form (as an attachment) to: voiceitt@adapt-it.co.uk

Once we receive your completed form, we will send a confirmation email to the email you provided below confirming receipt. Please fill out one form per child, as applicable.

Your Childs Information	
Full Name	
Date of Birth	
Email Address for Voiceitt Account	
Your (Parent or Guardian) Information	
Full name	
Relation to Child	
Telephone Number	
Email Address	

I declare that I am the parent or legal guardian of the child named above, and I have the legal right to and do consent to my child participating in the Service provided by Voiceitt. I further declare that I have read, understood and accept Voiceitt's Privacy Policy <https://www.voiceitt.com/legal/privacy> and Terms of Service <https://www.voiceitt.com/legal/terms-of-service>, and I consent to the collection, use and disclosure of my child's personal information as described in the Privacy Policy <https://www.voiceitt.com/legal/privacy>. I understand that, at any time, I may review the personal information that Voiceitt has collected from my child, revoke consent to prevent further collection and use of my child's personal information, and/or request for my child's profile and information to be deleted by emailing voiceitt@adapt-it.co.uk.

You can find Adapt-IT's Privacy Policy <https://adapt-it.co.uk/privacy-policy/> and GDPR Statement <https://adapt-it.co.uk/gdpr-statement/> here.

Full Name: _____



VOICEITT



Training Voiceitt

Voiceitt starts everyone with a free 30-day trial. After signing up, the first step is to teach Voiceitt your unique speech patterns by recording training phrases. Voiceitt requires 50 recordings minimum to unlock the 'Speak' and 'Dictate' modes. You can change which level of difficulty your training phrases are within the recording tab.

However there is a levelling system with 8 levels that determines your accuracy based on how many phrases you have recorded.

The levels are:

- Level 1 – 50 recordings – "Hi I'm Voiceitt. Nice to meet you."
- Level 2 – 100 recordings – "Voiceitt is getting to know your voice better."
- Level 3 – 200 recordings – "Voiceitt is starting to learn your speech patterns."
- Level 4 – 300 recordings – "Voiceitt is a beginner listener."
- Level 5 – 400 recordings – "Voiceitt is an intermediate listener."
- Level 6 – 600 recordings – "Voiceitt is a familiar listener."
- Level 7 – 800 recordings – "Voiceitt is an advanced listener."
- Level 8 – 1000 recordings – "Voiceitt is an expert listener."

The levels describe how many recordings you have done so far.

- If you want to improve recognition, you can continue recording to the next level.
- If you're happy with the accuracy, stop recording phrases and enjoy using Voiceitt!

Once the first 50 phrases have been recorded, the generic Voiceitt speech recogniser is unlocked but not yet trained with your unique speech. You can familiarise yourself with Voiceitt's functions and features.

After about two hours, your customised speech recogniser will be ready to use. Voiceitt has just begun to learn your speech. Recognition accuracy will steadily improve as you use and train it.

VOICEITT



Personal Vocabulary

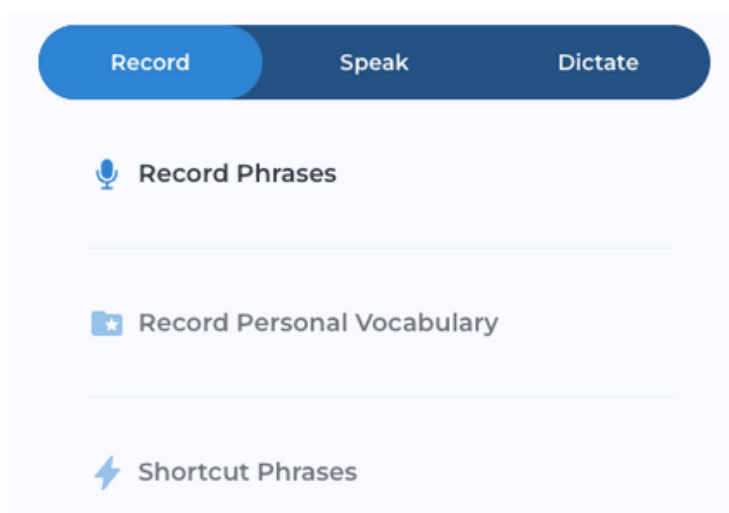
Within the 'Training' section, there is a feature called 'Personal Vocabulary' which allows you to input your own words and phrases and record them. These also count towards the 50 training phrases needed to unlock Voiceitt. Personal vocabulary is commonly used to add loved ones' names, important places, and frequently used words but it can also be used to aid accuracy of more difficult words or words that Voiceitt hasn't picked up yet.

For SLTs, you can use Voiceitt to input a number of phrases before a session with a client and then spend that session recording them.

Shortcut Phrases

There is also a feature called 'Shortcut Phrases' within the training mode. This feature allows you to associate a word or short phrase with an entire sentence. This is great for when you're out and about or if you're feeling more fatigued or under the weather.

For example, you could go to Starbucks and say "Coffee please" and Voiceitt will say "Hello, can I please have a large iced latte with caramel syrup and oat milk?".



VOICEITT



Adapt-IT

Speak Mode

Once you have completed 50 training phrases, you will unlock the 'Speak' mode. The 'Speak' mode is speech-to-speech for interacting with others and smart home systems.

To use Speak, select "Click to speak", and speak a short phrase, for example, "Can I have a cup of tea?". Then select the "Listening: tap to stop" button and Voiceitt will speak what you said in a clear computerised voice. You can change your voice in the Menu drop-down under Settings.

Speak also has a built-in toggle to engage directly with ChatGPT. Go ahead, and ask ChatGPT a question!

To toggle between 'Speak' and 'Dictate', just tap the 'Switch Mode' button.

Dictate Mode

You will also unlock the 'Dictate' mode once you have reached 50 training phrases.

The 'Dictate' mode is speech-to-text. You can speak a story and let someone read your screen or dictate an email using copy-and-paste or share to another location.

Dictate has Voice Control for hands-free editing and navigation, or you can edit the text by typing. Dictate also offers 'Notes' to return to a previous message.

Dictate can speak by tapping 'play' or delete the text on the screen by tapping 'clear'.

VOICEITT



Adapt-IT

Voice Controls and Text Formatting



To do this	Say this
Stop dictating text	Stop listening
Reverse last action	Undo
Read all text aloud	Read all
Remove last word	Remove word
Remove last sentence	Remove sentence
Remove all text	Remove all
Copy all	Copy
Paste	Paste
Add new note	New note
Start typing on a new line	New line
New paragraph	New paragraph

Within the 'Dictate' mode, there is a setting that enables voice controls that allows you to use your voice to complete actions and format your text.

From copying and pasting to inserting exclamation marks, you can ensure your text is correct before you share.


In the top right corner you can click on "Voice Controls" and "Text Formatting" to see the lists of options and how to activate them.

Within the training mode, there is the option to enable hands-free training. This allows people with limited mobility to cycle through each stage of the training without having to continuously press buttons. There are 5 different settings; Auto record, auto listen, auto play, auto submit and speed and each of these can be toggled separately to allow the user to customise it to their specific needs. The speed setting relates to the delay between each action completing and going on to the next.

Handsfree Training



Hands-free Settings

- Auto-record**
App will automatically record your voice ☐
- Auto-listen**
App will sound out the phrase you have to record ☐
- Auto-play**
App will automatically play your recording ☐
- Auto-submit**
App will automatically take you to the next phrase ☐
- Speed**
Delay between actions 

CLOSE

VOICEITT



Adapt-IT

Google Chrome Extension

The Voiceitt Chrome extension is speech-to-text input designed by and for people with non-standard speech. It allows you to dictate directly into Google Chrome.

Chrome extensions are for use on the Chrome browser on a laptop or desktop device. They do not work on tablet or mobile (e.g., iOS or Android) devices or other browsers (e.g., Safari & Edge).

Voiceitt Chrome Extension works on various websites, but not all of them. New websites are added everyday but please contact us if a website that is important to you does not allow you to dictate.

To use the Voiceitt extension, you need an active Voiceitt subscription with at least 50 recordings completed.

Integrations

Voiceitt integrates with Microsoft Teams and Zoom which allows live personalised closed captioning during video calls.

Whether it's a work call, calling your family or catching up with friends, Voiceitt captions ensures everyone can follow along and participate effectively.

The Teams capabilities require a paid Microsoft 365 account to add the Voiceitt Captions from the app menu.

An active Voiceitt account is required for Voiceitt Captions for both Teams and Zoom. Guests are able to view the Voiceitt Captions.



VOICEITT



Adapt-IT

How to Install the Google Chrome Extension

To install the extension, go onto Google Chrome and locate the three dots at the top right. Within that menu, there is a section called 'Extensions' and the Chrome Web Store. Click on the Web Store and search for 'Voiceitt'. Once it appears, click on it and click 'Add to Chrome'.

Once it is added to Chrome, you need to go to the extensions menu again but this time click 'My Extensions'. You need to make sure the Voiceitt extension is active and pinned to the taskbar.

When you attempt to use it for the first time, it will ask you to sign in with your Voiceitt login details.

How to Install the Teams and Zoom Apps

Teams

Within Teams, go to the 'Apps' menu and locate the search bar. Type in Voiceitt and once it appears, click on it. It will prompt you to sign in. Once you are in a call there will be a button in the menu across the top of the screen that says 'Apps' which is where you will be able to activate Voiceitt Captions.

Zoom

Within Zoom there is an 'Apps' menu and within that menu is a tab that says 'Add Apps'. Search for Voiceitt and then click 'Get'. Once you have got the app, click 'Open' and it will prompt you to login. Once you are in a call there will be a button in the menu across the top of the screen that says 'Apps' which is where you will be able to activate Voiceitt Captions.



VOICEITT



Adapt-IT

Accessibility

Voiceitt has keyboard shortcuts associated with each button which allows you to be able to not only use a keyboard, but also break the buttons out. With the power of programmable keyboards and assistive switches and switch boxes, each button can be made to be as big or small as necessary as well as mounted in suitable places.

Another option for controlling Voiceitt is via alternative mice such as joysticks, trackballs or even eye gaze. These would provide comfortable access to not only Voiceitt but to the computer and the internet as a whole.

Mounting the device you're using Voiceitt on, as well as the assistive tech to control it, is key not just for comfort but also for effective and reliable use.

Examples



VOICEITT



Adapt-IT

Pricing

License Type - Per User	1-9 Users	10-49 Users	50-99 Users	100+ Users
Monthly	£54	£54	£54	Call for pricing
Annual	£540	£480	£420	Call for pricing
5-Year	£1620	£1440	£1260	Call for pricing

Prices are including VAT.

To subscribe, email Adapt-IT with the details of which subscription plan you would like to purchase.

Following on from your email, Adapt-IT will send you an invoice which will have the details for how to pay on it. Once we have received payment, we will get the subscription started and send you email confirmation.





**Have you got questions regarding
Voiceitt? Would you like a demo on how
Voiceitt works?**

Visit our FAQs page or contact us on:

Email – voiceitt@adapt-it.co.uk

Telephone – 03300 564079

**We'll be happy to chat to you and ensure your
questions are answered!**

